



A heavy hitter in performance, our SuperPro Twill Shirt easily resists wrinkles while releasing stains. Designed for comfort, this versatile shirt functions well in almost any work environment from the office to food service.

- 3.4-ounce, 55/45 cotton/poly
- Button-down collar
- Back shoulder pleats
- Dyed-to-match buttons
- Left chest pocket
- Rounded adjustable cuffs

CARE INSTRUCTIONS

Machine wash warm with like colors. Non-chlorine bleach if needed. Tumble dry low. Remove promptly and hang. Warm iron if needed.



front



back

HOW TO MEASURE



**CHEST WIDTH**  
Measure under the arm and around the fullest part of the chest with arms down, keeping tape horizontal.

**NECK**  
Measure around the fullest part of the neck at the base.


**ARM**  
Place hand on hip. Start at the center of the back of the neck and measure across the shoulder, to the elbow, and then down to the wrist.

SIZE CHART


	XS	S	M	L	XL	2XL	3XL	4XL
Chest	32-34	35-37	38-40	41-43	44-46	47-49	50-53	54-57
Neck	14 1/2 - 15	15 - 15 1/2	15 1/2 - 16	16 - 16 1/2	16 1/2 - 17	17 - 17 1/2	17 1/2 - 18	18 - 18 1/2
Arm	30 1/2	32	34	35	36 1/2	37 1/2	38 1/2	39 1/2

COLOR INFORMATION


Please note: PMS code information is shown only when an exact match is available.




Black  
PMS BLACK C




Monument Grey  
PMS COOL GRAY 9C




Rich Red  
PMS 207C




Sterling Grey  
PMS 425 C




True Blue  
PMS 654C



True Navy  
PMS 533C



Ultramarine Blue  
PMS 7455C



White