



Nothing beats this traditional t-shirt in comfort, versatility and casual style.

- 6.1-ounce, 100% soft spun cotton
- 98/2 cotton poly (Ash)
- 90/10 cotton/poly (Athletic Heather)
- Removable tag for comfort and relabeling

CARE INSTRUCTIONS

Machine wash cold, inside out, with like colors. Only non-chlorine bleach when needed. Tumble dry medium. Medium-hot iron. Do not iron decoration.



front



back

HOW TO MEASURE




















CHEST WIDTH

Measure under the arm and around the fullest part of the chest with arms down, keeping tape horizontal.

SIZE CHART

	LT	XLT	2XLT	3XLT	4XLT
Chest	41-43	44-46	47-49	50-53	54-57

COLOR INFORMATION

										
Ash PMS COOL GRAY 3C	Athletic Heather PMS COOL GRAY 7C	Athletic Maroon PMS 209C	Charcoal PMS COOL GRAY 11C	Dark Green PMS 560C	Deep Navy PMS 532C	Jet Black PMS BLACK C	Light Blue PMS 278C	Lime PMS 367C	Natural PMS 9185C	Navy PMS 2380C
										
Orange PMS 172C	Red PMS 200C	Royal PMS 2133C	Sand PMS 2312C	Stonewashed Blue PMS 2157C	White					