

**PORT AUTHORITY**

**Port Authority® Silk Touch™ Long Sleeve Polo.  
K500LS**



A favorite for years, our Silk Touch™ polo is soft, supple and easy to care for. The silky smooth pique knit resists wrinkles while the classic long sleeve style looks great on everyone.

- 5-ounce, 65/35 poly/cotton pique
- Flat knit collar and cuffs
- Double-needle armhole seams and hem
- 3-button placket
- Metal buttons with dyed-to-match plastic rims
- Side vents

**CARE INSTRUCTIONS**

Machine Wash Cold With Like Colors. Do Not Bleach. Tumble Dry Low. Cool Iron, If Necessary.



front



back

**HOW TO MEASURE**












**CHEST WIDTH**

Measure under the arm and around the fullest part of the chest with arms down, keeping tape horizontal.

**SIZE CHART**

	XS	S	M	L	XL	2XL	3XL	4XL	5XL	6XL
Chest	32-34	35-37	38-40	41-43	44-46	47-49	50-53	54-57	58-60	61-63

**COLOR INFORMATION**

								
Black PMS BLACK C	Burgundy PMS 7428C	Cool Grey PMS 7539C	Dark Green PMS 5467C	Navy PMS 533C	Red PMS 187C	Royal PMS 3597C	Stone PMS 452 C	White