

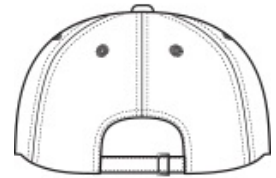


The great classic look and light weight feel make this cap an all-around favorite.

- Fabric: 100% brushed cotton twill
- Structure: Unstructured
- Profile: Low
- Panels: 6
- Closure: Self-fabric slide closure



front



back

HOW TO MEASURE














HATS

Measure the circumference around the head, above the eyebrow and at the widest part of the head. Divide number by 3.14 for hat size.

SIZE CHART

	OSFA
Hat Size	6 5/8- 8
Head Size	20 7/8- 25 1/8

COLOR INFORMATION

 Black PMS BLACK C	 Carolina Blue PMS 646C	 Hunter PMS 5605C	 Khaki PMS 7531C	 Light Pink PMS 7422C	 Maroon PMS 504C	 Navy PMS 433C	 Orange PMS 1665C	 Purple PMS 669C	 Red PMS 201C	 Royal PMS 7687C
 Stone PMS 453C	 White									