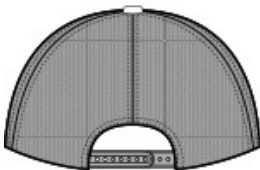




- 100% cotton twill front panels
- 100% soft polyester mesh mid and back panels
- Distressed edging at the bill and top of crown
- Unstructured
- Low -profile
- 7-position adjustable snapback closure



front



back

HOW TO MEASURE


HATS

Measure the circumference around the head, above the eyebrow and at the widest part of the head. Divide number by 3.14 for hat size.


SIZE CHART

	OSFA
Hat Size	6 5/8- 8
Head Size	20 7/8- 25 1/8


COLOR INFORMATION




Black/ Black
PMS BLACK C




Black/ Khaki
PMS BLACK C




Grey Steel/ Black




Khaki/ Stone



Light Olive/ Stone
PMS 405C



Military Camo/
Khaki
PMS PATTERNED



River Blue Navy/
Khaki
PMS 533C