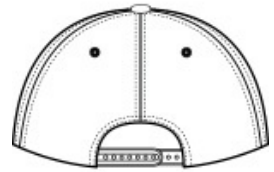




- 100% cotton twill front panels and bill (Solids)
- 65/35 polyester/cotton twill front panels and bill (Heather Grey)
- Structured
- Mid-profile
- Gusty Grey undervisor to reduce glare
- 7-position adjustable snapback closure



front



back

HOW TO MEASURE










HATS

Measure the circumference around the head, above the eyebrow and at the widest part of the head. Divide number by 3.14 for hat size.

SIZE CHART

	OSFA
Hat Size	6 5/8- 8
Head Size	20 7/8- 25 1/8

COLOR INFORMATION

									
Black PMS BLACK C	Black/ Grey Steel PMS BLACK C	Black/ True Red PMS BLACK C	Dark Green/ Gold PMS 3308C	Grey Steel	Gusty Grey PMS COOL GREY 8C	Heather Grey/ Black PMS COOL GRAY 9C	True Navy PMS 533C	True Red PMS 186C	True Royal PMS 7867C