

PORT AUTHORITY

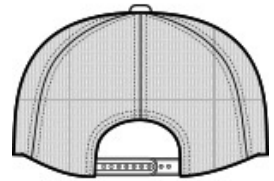
Port Authority® Low-Profile Snapback Trucker Cap. C112LP



Fabric: 100% cotton twill front panels and bill (Solids) 65/35 polyester/cotton twill front panels and bill (Heathers) 100% polyester mesh mid and back panels Structure: Structured Profile: Low Closure: 7-position adjustable snapback



front



back

HOW TO MEASURE
















HATS

Measure the circumference around the head, above the eyebrow and at the widest part of the head. Divide number by 3.14 for hat size.

SIZE CHART

	OSFA
Hat Size	6 5/8- 8
Head Size	20 7/8- 25 1/8

COLOR INFORMATION

 Black PMS BLACK C	 Black/ White PMS BLACK C	 Bright Seafoam/ Ecru PMS 3375C	 Carolina Blue/ Ecru PMS 646C	 Dress Blue Navy Heather/ Silver Mist PMS 2380C	 Flame Red/ White PMS 201C	 Grey Steel	 Grey Steel/ White	 Heather Grey/ Black PMS COOL GRAY 9C	 Heather Grey/ Grey Steel PMS COOL GRAY 9C	 Heather Grey/ White PMS COOL GRAY 9C
 Patriot Blue/ White PMS 2758C	 Rich Navy/ White PMS 7547C	 Soft Coral/ Ecru PMS 1625C	 True Blue Heather/ Silver Mist PMS 654C							