



- Slim fit
- Tear-away label
- Longer body length
- Side seamed
- Shoulder taping
- Solid Colors: 4.2-ounce, 100% Airlume combed and ring spun cotton, 32 singles
- Athletic Heather/Black Heather: 90/10 Airlume combed and ring spun cotton/poly
- Heather CVC Colors: 52/48 Airlume combed and ring spun cotton/poly

CARE INSTRUCTIONS

Machine wash warm, inside out, with like colors. Only non-chlorine bleach. Tumble dry low. Medium iron. Do not iron decoration. Do not dry clean.



front



back

HOW TO MEASURE



BUST













Measure under the arm and around the fullest part of the bust with arms down, keeping tape horizontal.

SIZE CHART

	S	M	L	XL	2XL
Size	6-8	8-10	10-12	14-18	20-22
Bust	30-32	32-33 1/2	33 1/2- 35 1/2	35 1/2- 37 1/2	37 1/2- 39 1/2

COLOR INFORMATION

Please note: PMS code information is shown only when an exact match is available.

										
Asphalt PMS BLACK 7U	Athletic Heather PMS 428U	Berry PMS 233CP	Black PMS Black C	Black Heather PMS BLACK 7CP	Dark Grey Heather PMS 426C	Deep Heather PMS 2333CP	Heather Navy PMS 2379C	Maroon PMS 7643C	Navy PMS 533C	Red PMS 200C
										
Silver PMS 420C	Team Purple PMS 2695C	True Royal PMS 7684CP	White PMS White C							