



- Retail fit
- Tear-away label
- Side seamed
- Solid Colors: 4.2-ounce, 100% Airlume combed and ring spun cotton, 32 singles
- Athletic Heather: 90/10 Airlume combed and ring spun cotton/poly
- Heather CVC Colors: 52/48 Airlume combed and ring spun cotton/poly
- Made in the USA of imported materials

CARE INSTRUCTIONS

Machine wash warm, inside out, with like colors. Only non-chlorine bleach. Tumble dry low. Medium iron. Do not iron decoration. Do not dry clean.



front



back

HOW TO MEASURE




CHEST WIDTH  
Measure under the arm and around the fullest part of the chest with arms down, keeping tape horizontal.

SIZE CHART

	XS	S	M	L	XL	2XL	3XL
Chest	31-34	34-37	38-41	42-45	46-49	50-53	54-57

COLOR INFORMATION


Please note: PMS code information is shown only when an exact match is available.



Asphalt  
PMS BLACK 7U




Athletic Heather  
PMS 428U




Black  
PMS Black C



Dark Grey Heather  
PMS 426C



Deep Heather  
PMS 2333CP




Navy  
PMS 533C



Red  
PMS 200C



True Royal  
PMS 7684CP



White  
PMS White C