



Heavy Cotton™ 100% Cotton Long Sleeve T-Shirt. 5400



- 5.3-ounce, 100% US cotton
- 99/1 cotton/poly (Ash)
- 90/10 cotton/poly (Sport Grey)
- 50/50 cotton/poly (Graphite Heather, Safety Green, Safety Orange)
- Non-topstitched, classic width, rib collar
- Recycled, high-performing black tear-away label
- Taped neck and shoulders
- Rib knit cuffs
- Classic fit, seamless body

Please note: This product is transitioning from tear-away labels to recycled, high-performing black tear-away labels. Your order may contain a combination of both labels.

CARE INSTRUCTIONS

Machine wash warm, inside out, with like colors. Only non-chlorine bleach. Tumble dry medium. Do not iron if decorated. Do not dry clean.

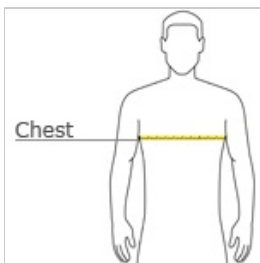


front



back

HOW TO MEASURE




























CHEST WIDTH

Measure under the arm and around the fullest part of the chest with arms down, keeping tape horizontal.

SIZE CHART

	S	M	L	XL	2XL	3XL
Chest	34-36	38-40	42-44	46-48	50-52	54-56

COLOR INFORMATION

 Ash PMS COOL GRAY 3C	 Black PMS 426C	 Cardinal Red	 Carolina Blue PMS 659C	 Charcoal PMS CG10C	 Dark Heather PMS 7545C	 Forest PMS 5535 C	 Garnet PMS 188C	 Gold PMS 1235C	 Graphite Heather PMS 424 C	 Indigo Blue PMS 5405C	
 Irish Green PMS 2252C	 Light Blue PMS 543C	 Light Pink PMS 684C	 Maroon PMS 7644C	 Military Green PMS 5615C	 Navy PMS 533C	 Orange PMS 2026C	 Purple PMS 2112C	 Red PMS 199C	 Royal PMS 7686C	 S. Orange PMS 0021C	
 Safety Green PMS 382C	 Sport Grey	 White									

*Not all sizes are available in every color.